

INTERACTIVE WHITEBOARD WALL CHARTS

THE AZTECS - CLICK ON A TITLE TO BEGIN.

WHO WERE THE AZTECS?

TEMPLO MAYOR

THE SUN STONE

AZTEC GODS

DAILY LIFE

WARFARE & WARRIORS

TEOTIHUACAN



KEY

Contents

Text Off

Images Off

Next




Quit

Text On

Images On

Previous



TEMPLO MAYOR




A large stone carving at the Templo Mayor.



Archaeological digs are slow and painstaking. Hard work in the Mexican sun!



These skull sculptures formed part of an altar!




The **Templo Mayor** was the main temple for the Aztecs in their capital city of **Tenochtitlan**, which is now Mexico City. The temple was called the **huey teocalli** in the Aztecs native **Nahuatl** language. It was dedicated to the gods, **Huitzilopochtli**, the god of war and the sun and **Tláloc**, the god of rain, fertility and water. The Aztecs had two shrines at the top of the temple pyramid, one for each god.

The base of the temple measures around 100m by 80m. Construction of the first temple began in 1390 and it was rebuilt six times. The temple was almost completely destroyed by the Spanish in 1521. The modern-day archaeological site lies just off the main square in Mexico City and was excavated in the 1970s. It now houses a famous museum with thousands of Aztec artefacts.



A model of the Temple as it would have looked.






The Sun Stone




Stone carving showing an Aztec warrior



The Pyramid of the Sun at Teotihuacan




Xiucoatl the fire serpent - this mythical animal was thought to lead the sun across the sky



Part of a mural at Teotihuacan

JAGUAR WARRIOR

Look at this picture of a jaguar warrior. You can imagine how frightening it must have been for the enemies of the Aztecs to face these fearsome warriors. It is hard to imagine wearing a jaguar skin now but to a jaguar warrior it was a sacred emblem of his people and a source of strength and courage. Label the picture using the words at the bottom of the page to help you.




Shield
Jaguar Pelt

Feather Headdress
Sandals

Obsidian sword
Face Paint

THE SUN STONE

The **Sun Stone** is one of the greatest archaeological treasures that has been discovered in Mexico. It was found at the end of the 1790s near the main square in Mexico City. People used to call it a calendar stone but we now know that it doesn't show a calendar but five different ages. Each of these ages had their own sun and were linked to the different gods of the jaguar, wind, fire, water and the sun.



The Sun Stone is 3.6m across and weighs a staggering 24 tonnes! It is made of the rock basalt which is a deep reddish colour. The face in the middle is probably the sun god **Tonatiuh** and the tongue is meant to represent a sacrificial knife. To prevent the end of the world the Aztecs made frequent human sacrifices to Tonatiuh.

Things to do!

Draw your own Sun Stone with symbols which shows important events in your life. These might include where you were born, your birthday, pictures of your friends, family or carers, any other things that you would want to remember when you are older. Try to make your symbols as clear as you can. See if other people in your class can work out the events on your Sun Stone.

MASK-MAKING

1. *Design an Aztec mask using some of the images below for ideas.*
2. *Cut out your mask and paste it onto thin card - a cereal box works really well!*
3. *Cut round the edge of your mask.*
4. *Make the eye holes by pushing a sharp pencil through - have a rubber or some modelling clay on the other side so you don't hurt yourself!*
5. *Make holes the same way as above at each side, around eye level for string or thin elastic to keep your mask on.*
6. *To make the holes stronger (and neater) stick reinforcement rings over them – both sides.*
7. *You may want to decorate your mask with cut out mosaic squares or gold paper for an extra special effect.*
8. *Finally thread the string or elastic through the holes and tie at the back of your head.*

Why not have another teacher come and judge the best mask - you could also create a great wall display!

