


Evacuation - What to Take

Children who were evacuated from the cities were not allowed to take many belongings with them. Lucky children managed to hide their favourite toy or book in their bag too!

These are the lists of what boys and girls were allowed to take with them.



Waiting to be evacuated from school.

GIRLS

- 1 vest
- 1 pair of knickers
- 1 petticoat
- 2 pairs of stockings
- 1 slip
- 1 blouse
- 1 cardigan
- 1 skirt
- 1 overcoat
- 1 nightdress
- 1 comb
- 1 towel
- 1 face-cloth
- 1 pair of boots or shoes
- 1 pair of plimsolls
- Handkerchiefs
- Toothbrush
- Soap
- Gas mask

BOYS

- 1 vest
- 1 pair of pants
- 1 pair of trousers
- 2 pairs of socks
- 1 pullover or jersey
- 1 overcoat
- 1 pair of pyjamas
- 1 pair of boots or shoes
- 1 pair of plimsolls
- Handkerchiefs
- 1 comb
- 1 towel
- 1 face-cloth
- Toothbrush
- Soap
- Gas mask

Being collected by a stranger.



EVACUATION!

Evacuation! Even the word itself sounds scary! What was evacuation and why did it happen to many children who lived in large cities and towns?

Evacuation was an idea the government had to protect children, teachers and some mothers who lived in large cities and towns from the air attacks. They were sent to safe areas in the countryside by train or in buses.

Lucky children got to stay with relatives but others had to live with complete strangers! Often brothers and sisters were split up and everyone missed their family at home.

The first evacuations took place just before the war started in 1939. Since there were no bombing raids during the first few months of the war many returned home again by early 1940, only to find they had to leave again when the Blitz started later that year. Lots more evacuations took place throughout the war.


Thousands of young lives were saved due to the evacuations but it was a hard time for everyone involved.

Imagine how would you have felt if you were an evacuee? Do you think it would have been better to stay at home or not?

Why do you think some children did stay at home in the cities?

Name: _____
School: _____
Age: _____ Height: _____
Home Address: _____

Pretend you are going to be evacuated and fill in this evacuation tag that all children had to wear.



WHAT WAS IT LIKE TO BE AN EVACUEE?

The words below describe different emotions and feelings.

Circle the ones that you think evacuees felt as they left home.

scared

sad

merry

happy

upset

lonely

joyful

frightened

confused

excited

Write down six words to describe how you think Mary felt while she was waiting to be collected from school for evacuation.



Would you have wanted to be evacuated during World War 2? _____ Why?




Name: _____

Children in World War 2 **26**

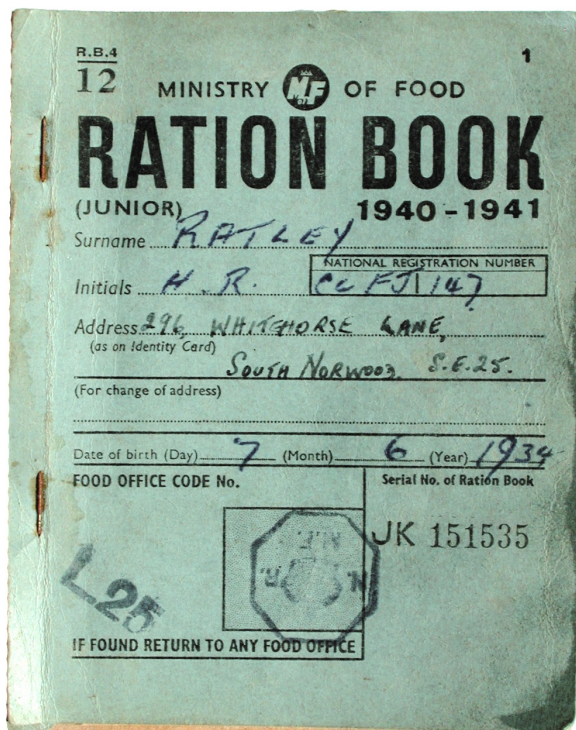
WEEKLY FOOD RATIONS PER PERSON

Weekly allowances of food for each person changed throughout the war. Here is an example of what you might have been allowed for one person for one week.

Milk	3 pints
Meat to the value of 1/2d	(about 7p)
Cheese	4oz
Margarine	3oz
Sugar	8oz
Tea	2oz
Bacon	4oz
Cooking fat	2oz
Sweets	4oz
One egg and plenty of potatoes!	



Here is a food Ration Book for a child issued in 1940. Every time an egg or other food item in the list was bought a square was filled in inside the book.



How many people are there in your family?

Work out how much food you would have got during the war for your family each week. There are 16oz to 1 lb.

Milk _____

Meat to the value of _____ p

Cheese _____

Margarine _____

Sugar _____


Tea _____

Bacon _____

Cooking fat _____

Sweets _____

Eggs _____



A whole school evacuating the city.



Morrison shelters doubled up as dining tables.

10

MEAT	9	10	11	12	13	14	15
	3						
EGGS	9	10	11	12	13	14	15
	3						
FATS	9	10	11	12	13	14	15
	3						
CHEESE	9	10	11	12	13	14	15
	3						
BACON	9	10	11	12	13	14	15
	3						
SUGAR	9	10	11	12	13	14	15
	3						

Do not fill in unless you deposit sections with retailer

11

MEAT	24	23	22	21	20	19	18	17
	6							
EGGS	24	23	22	21	20	19	18	17
	6							
FATS	24	23	22	21	20	19	18	17
	6							
CHEESE	24	23	22	21	20	19	18	17
	6							
BACON	24	23	22	21	20	19	18	17
	6							
SUGAR	24	23	22	21	20	19	18	17
	6							

The inside of Mrs. Ratley's food Ration Book.